

DAILY REPORT

12/1/2016

(Data from Wednesday, November 30, 2016)

SINGLE ADULTS	
Drop-in Center Clients Served	725
Drop-in Center Overnight Census	344
Faith Bed Census	189
Outreach Contacts	471
Outreach Placements	3
Safe Haven Utilization	720
Veterans In Short-term Housing	224
Criminal Justice Short-term Housing	111

FAMILY INTAKE	
Families Requesting Temporary Housing at PATH	98
Adult Families Requesting Temporary Housing at AFIC	17
Families Placed in Overnight Accommodations	0
Families w/children at PATH Overnight (pre 10PM)	0

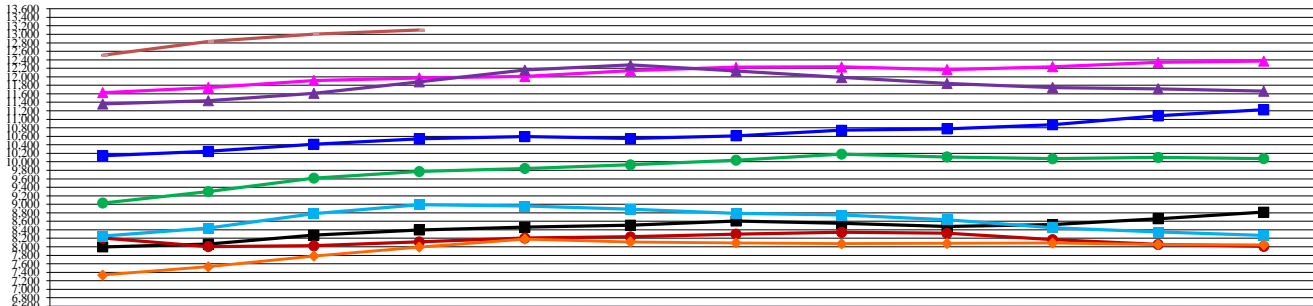
TOTAL SHELTER CENSUS	
Adults	36,838
Children	23,741
Total Individuals	60,579

SINGLE ADULT SHELTER CENSUS	
Men	9,613
Women	3,889
Total Single Adults	13,502

FAMILIES WITH CHILDREN CENSUS	
Families	13,163
Adults	18,085
Children	23,741
Individuals	41,826

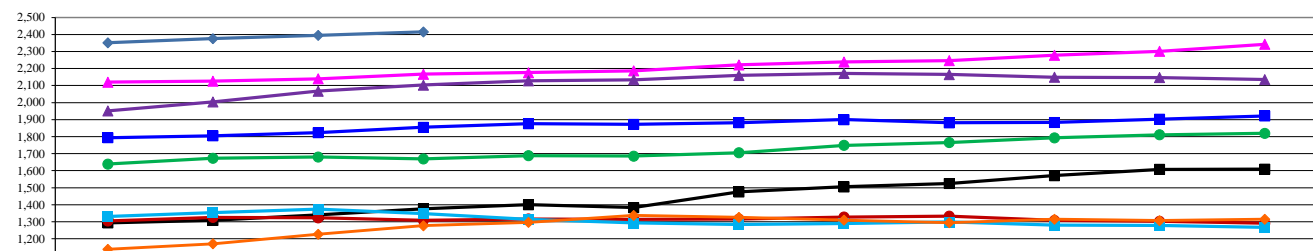
ADULT FAMILIES CENSUS	
Families	2,506
Individuals (Adults)	5,251

DHS Families with Children Census



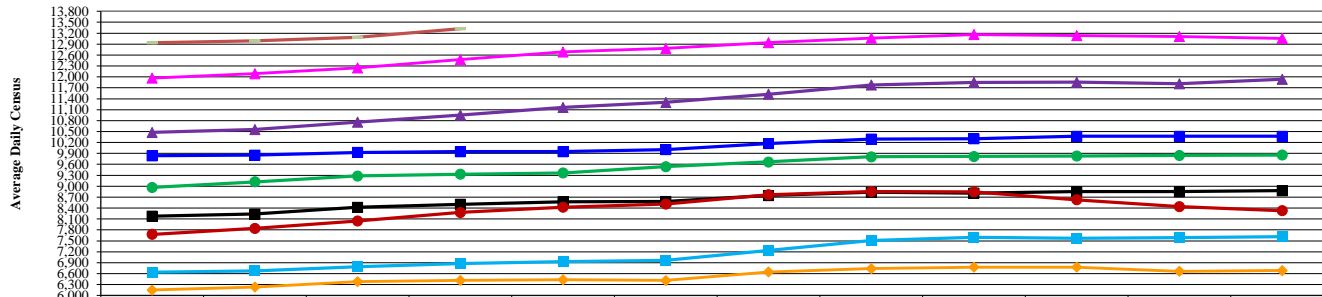
	July	Aug	Sept	Oct	Nov	Dec	Jan	Feb	Mar	Apr	May	June
FY 17	12,510	12,828	13,007	13,101								
FY 16	11,628	11,750	11,914	11,974	12,008	12,144	12,225	12,232	12,169	12,239	12,338	12,368
FY 15	11,361	11,439	11,613	11,881	12,157	12,281	12,136	11,984	11,844	11,750	11,718	11,660
FY 14	10,142	10,247	10,413	10,540	10,593	10,546	10,611	10,745	10,777	10,874	11,080	11,224
FY 13	9,030	9,298	9,616	9,773	9,845	9,930	10,040	10,181	10,116	10,073	10,104	10,077
FY 12	7,999	8,063	8,277	8,395	8,460	8,511	8,607	8,553	8,480	8,522	8,662	8,815
FY 11	8,204	8,006	8,024	8,117	8,205	8,236	8,298	8,342	8,317	8,168	8,055	8,012
FY 10	8,255	8,441	8,776	8,991	8,957	8,884	8,786	8,748	8,639	8,449	8,348	8,268
FY 09	7,334	7,531	7,784	7,993	8,180	8,115	8,090	8,073	8,081	8,087	8,055	8,049

DHS Adult Family Census



	July	Aug	Sept	Oct	Nov	Dec	Jan	Feb	Mar	Apr	May	June
FY 17	2,351	2,376	2,395	2,415								
FY 16	2,120	2,126	2,140	2,167	2,176	2,187	2,221	2,239	2,247	2,278	2,301	2,343
FY 15	1,951	2,004	2,067	2,103	2,128	2,134	2,159	2,172	2,165	2,149	2,147	2,135
FY 14	1,794	1,805	1,824	1,855	1,876	1,872	1,882	1,900	1,881	1,883	1,903	1,922
FY 13	1,639	1,673	1,680	1,669	1,689	1,686	1,706	1,749	1,766	1,793	1,811	1,819
FY 12	1,294	1,308	1,341	1,376	1,400	1,383	1,475	1,505	1,525	1,571	1,608	1,609
FY 11	1,305	1,326	1,323	1,309	1,317	1,315	1,316	1,328	1,333	1,308	1,303	1,292
FY 10	1,332	1,353	1,374	1,348	1,315	1,293	1,284	1,289	1,299	1,280	1,278	1,268
FY 09	1,139	1,171	1,227	1,277	1,297	1,337	1,326	1,310	1,295	1,315	1,307	1,315

DHS Single Adult Shelter Census



	July	Aug	Sept	Oct	Nov	Dec	Jan	Feb	Mar	Apr	May	Jun
FY 17	12,939	12,988	13,083	13,322								
FY 16	11,970	12,086	12,247	12,477	12,685	12,781	12,943	13,067	13,165	13,136	13,112	13,060
FY 15	10,474	10,554	10,759	10,954	11,164	11,301	11,526	11,779	11,852	11,857	11,811	11,934
FY 14	9,833	9,854	9,928	9,949	9,947	10,006	10,172	10,294	10,303	10,371	10,369	10,370
FY 13	8,968	9,121	9,281	9,332	9,365	9,537	9,666	9,808	9,818	9,830	9,846	9,857
FY 12	8,177	8,235	8,421	8,505	8,574	8,584	8,744	8,836	8,810	8,850	8,850	8,877
FY 11	7,679	7,841	8,046	8,278	8,425	8,511	8,766	8,851	8,844	8,629	8,438	8,330
FY 10	6,638	6,674	6,793	6,880	6,926	6,967	7,234	7,510	7,597	7,574	7,592	7,619
FY 09	6,150	6,235	6,381	6,414	6,432	6,412	6,648	6,737	6,780	6,780	6,665	6,684

*Due to data conversion the average monthly census for December 2011 and January 2012 for Families with Children and Adult Families is based upon data for a partial month.